

STARZ ENTERTAINMENT DSR-7400 SERIES QUICK START GUIDE




RF INPUTS: Connect RF inputs as labeled below.

ASI OUTPUTS: Connect ASI (or optional* IP) outputs as labeled below.

SIGNAL LOCK: Enter frequency and modulation parameters in the Quick Install menu to gain signal lock.

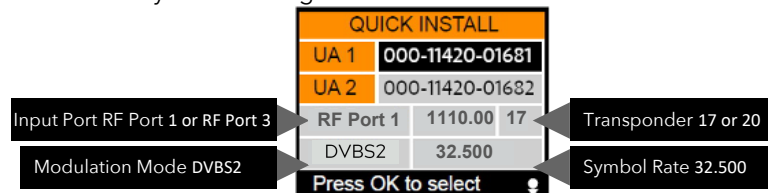
AUTHORIZATION: Contact Starz Affiliate Support for signal authorizations. (888) 783-2275, Opt. #2



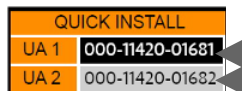
SIGNAL LOCK Hit the "OK" button with "Quick Install" highlighted as shown.



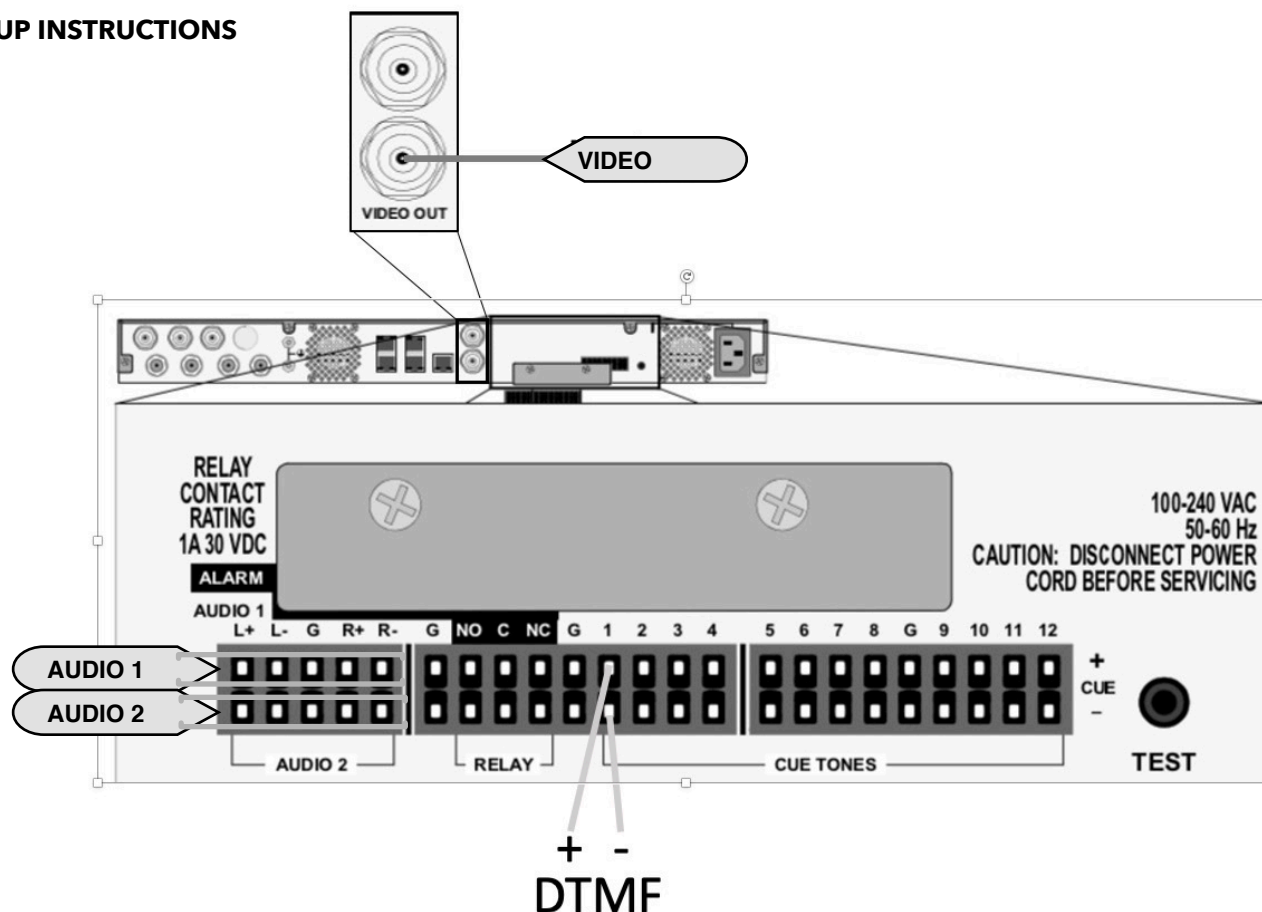
Set and verify the following fields shown below:



AUTHORIZATION Write down UA 1 and UA 2, as you will need these when calling 888-783-2275, Opt. #2 for authorization.



ANALOG HOOKUP INSTRUCTIONS



IF YOU WISH TO PURCHASE ADDITIONAL IRDs, PLEASE REACH OUT TO EITHER OF THE CONTACTS LISTED BELOW:

ARRIS authorized distributors:

Advanced Media Technologies

3150 SW 15TH Street

Deerfield Beach, FL 33442

Phone: 888.293.5856

Fax: 954.427.9688

Contacts: Ken Augustine and Neil Baruch

TVC Communications

10814 W. 78th St.

Shawnee, KS 66214

Phone: 800.932.1555

Fax: 913-962-1806

Contact: Brent Scott